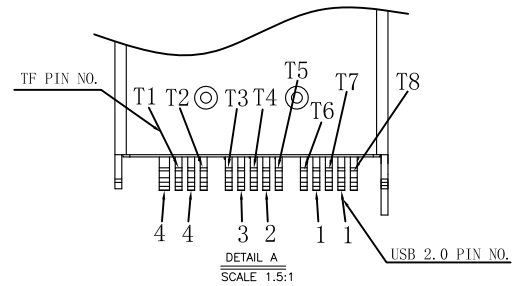
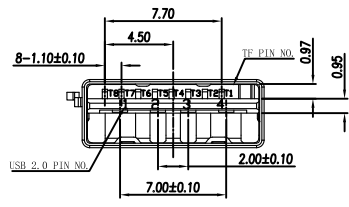
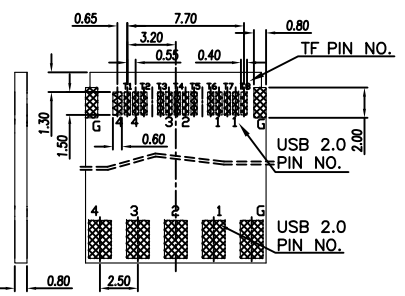
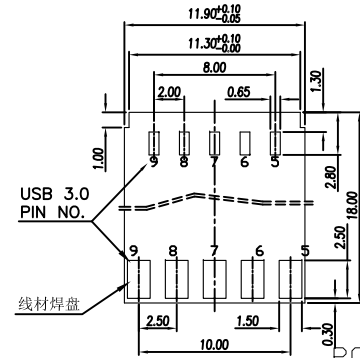
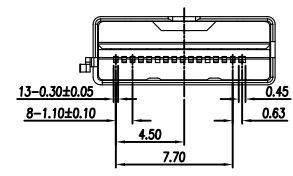
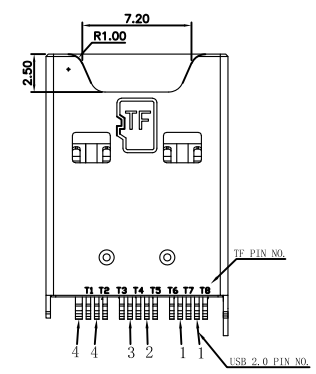
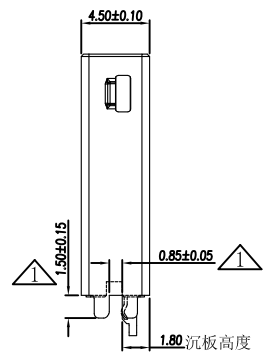
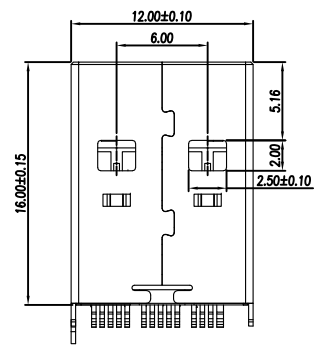


更改 REV	变更记录 MODIFICATION
A	ECXXXX



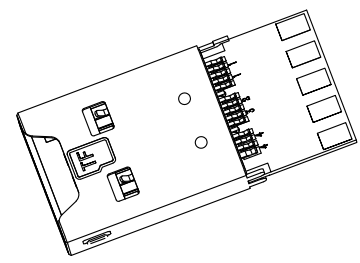
Specification:

- Electrical Characteristics:
 - Contact Current Rating: 1.0 A
 - Dielectric Withstanding Voltage: AC 100V.
 - Insulation Resistance: 100 MΩ Min.
 - Contact Resistance:
 - 30 mΩ (Max) initial for VBUS and GND contacts.
 - 50 mΩ (Max) initial for all other contacts.
- Mechanical Characteristics:
 - Insertion Force: 35N(3.57Kgf) MAX
 - Extraction Force: 10N(1.02Kgf) Min
- Material & Plating:
 - Terminal: Phosphor Bronze
 - Under Plating: 1.25um Nickel (All Area)
 - Solder Area Plating: SEE NOTES
 - Shell: SPCC
 - Shell Plating: NI
 - Housing: LCP



Pin NO.	Signal Name
T1	DAT2
T2	CD/DAT3
T3	CMD
T4	VDD
T5	CLK
T6	VSS
T7	DAT0
T8	DAT1

Pin NO.	Signal Name
1	VBUS
2	D-
3	D+
4	GND
G	Shield



PCB LAYOUT
TOLERANCES: ±0.05MM

GENERAL TOLERANCE		KINGCONN 皇海科技股份有限公司
X± 0.50	X*± 5°	
X± 0.30	X*± 2°	
XX± 0.20	XX*± 1°	名称/TITLE USB 2.0 +TF 卡 外置TF
单位/UNIT mm	料号/PART NO. 7USBT-FA-0212	图号/DWG NO. 7USBT-FA-0212-A
审核/APPROVAL	核数/CHECKED	製圖/DRAWN
比例/SCALE 1:1		张数/SHEET 1/1
修改/REV		更改/REV A

